



10 South Lake Street
Reno, Nevada 89501-1558
(775) 333-9300
www.automuseum.org

*This program is
made possible by
a grant by the
Nevada Humanities*



Field Trip
PASSPORT
TO ADVENTURE

NEW YORK TO PARIS
AUTOMOBILE RACE
OF 1908

100TH ANNIVERSARY

Featuring the winning car: 1907 Thomas Flyer

NAME:

DATE:



Gallery of Oil Paintings by Robert Cinkel

Instructions

Passport activities are designed primarily for 5th - 8th grade level students.

- Younger Children Only: Parents are encouraged to help younger children with the Passport Activities. Consider answering questions to only the following three paintings: 1, 2, 5
- Children and Families with Limited Time: Consider answering questions to only the following three paintings: 1, 2, 6

1 Go to the painting, "Mr. Thomas at Start."

- A. When did the race start? _____
- B. How many people came to watch the start of the race? _____
- C. If you didn't know *where* the race began, what clues in the picture would tell you what country it was?
- _____

2 Move to the painting, "Indiana Blizzard."

Looking at the picture, notice how difficult it was for the crew to see during a blizzard. Using the painting and the description, what two ways was the crew able to overcome the winter conditions and stay on course?

- A. _____ B. _____

3 Go the painting, "Halfway to Tonopah."

- A. The Thomas Flyer broke down in Nevada. How was the crew able to repair the car? _____
- B. In 1908, Nevada had the lowest population of any state. What kind of obstacles would that provide for the Thomas Flyer crew?
- _____

4 Find the record player. How does it compare to how you listen to music today?

While visiting the rest of the Museum, travel through the Blacksmith Shop into Gallery One and find the trophy from the New York to Paris Automobile Race.

5 Draw a picture of the trophy.



6 List three interesting facts about the trophy.

A. _____

B. _____

C. _____

Imagine lifting that over your shoulders!

PASSPORT STAMP
DESTINATION: ADVENTURE

Changing Exhibits Gallery

Instructions

Passport activities are designed primarily for 5th - 8th grade level students.

- **Younger Children Only:** Parents are encouraged to help younger children with the Passport Activities. Consider answering only the following questions in this section: 1 A B, 2, 3, 5

- **Children and Families with Limited Time:** Consider answering only the following questions in this section: 1 A B C, 2, 3, 6 A B C

1 1907 Thomas Flyer

Compare and contrast the Thomas Flyer to your family's car today. List five things that have changed on the car from 1908 to today.

- A _____
- B _____
- C _____
- D _____
- E _____

In the exhibit display cases, you see many things from 1908.

2 Find the telephone used in 1908. How is it different from today?

3 Look at what the women wore in 1908. How are they different from today?

4 Go to the painting, "Valdez Welcome."

Look at the painting and the description.

- A. How did the team arrive in Alaska? _____
- B. Why did the team have to turn back? _____

5 Find the painting, "Water Tow."

What symbol of America do you see represented ?

6 Now that you have looked at all the paintings, think about the obstacles the Thomas Flyer team encountered throughout the race.

Can you name four?

- 1. _____
- 2. _____
- 3. _____
- 4. _____

PASSPORT STAMP
DESTINATION: UNITED STATES

100th Anniversary Exhibit Storyboard

(at entrance to exhibit)

Instructions

Passport activities are designed primarily for 5th - 8th grade level students.

- **Younger Children Only:** Parents are encouraged to help younger children with Passport Activities. Consider answering only the following questions in this section: 1, 2, 4, 7, 11 A B, 15 A, 16 A B C, 21 A B E
- **Children and Families with Limited Time:** Consider answering only the following questions in this section:
1, 2, 4, 7, 9, 11 A B, 15 A, 16 ABC, 21 A B E

Read the 100th Anniversary exhibit storyboard.

- 1 How many miles were in the race?

- 2 How many days did it take the winner to complete the race?

- 3 On what day did the winner finish?

- 4 What country was the winning team from?

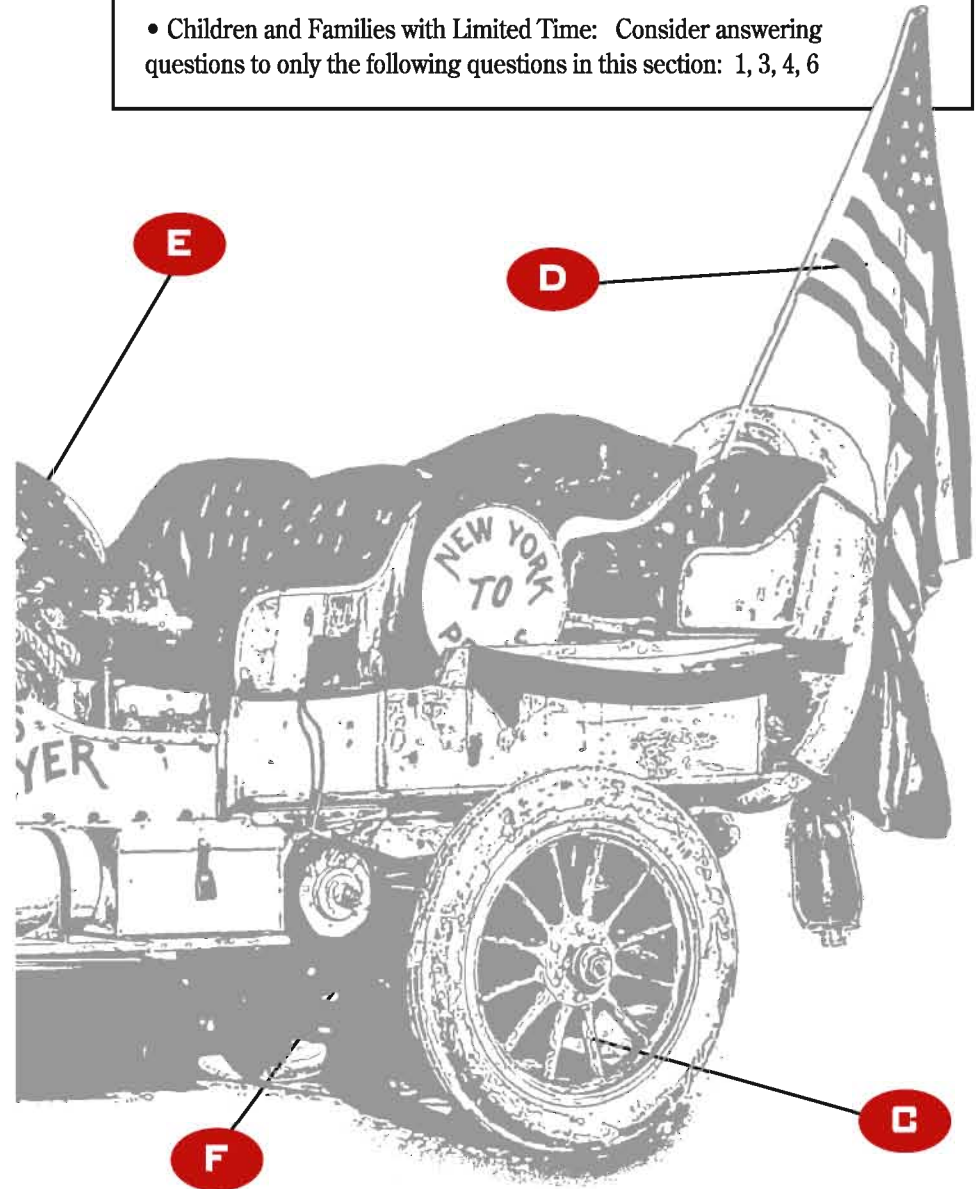
- 5 What was the name of the winning driver?

- 6 Explain the impact the Thomas Flyer had on the automobile industry.

Instructions

Passport activities are designed primarily for 5th - 8th grade level students.

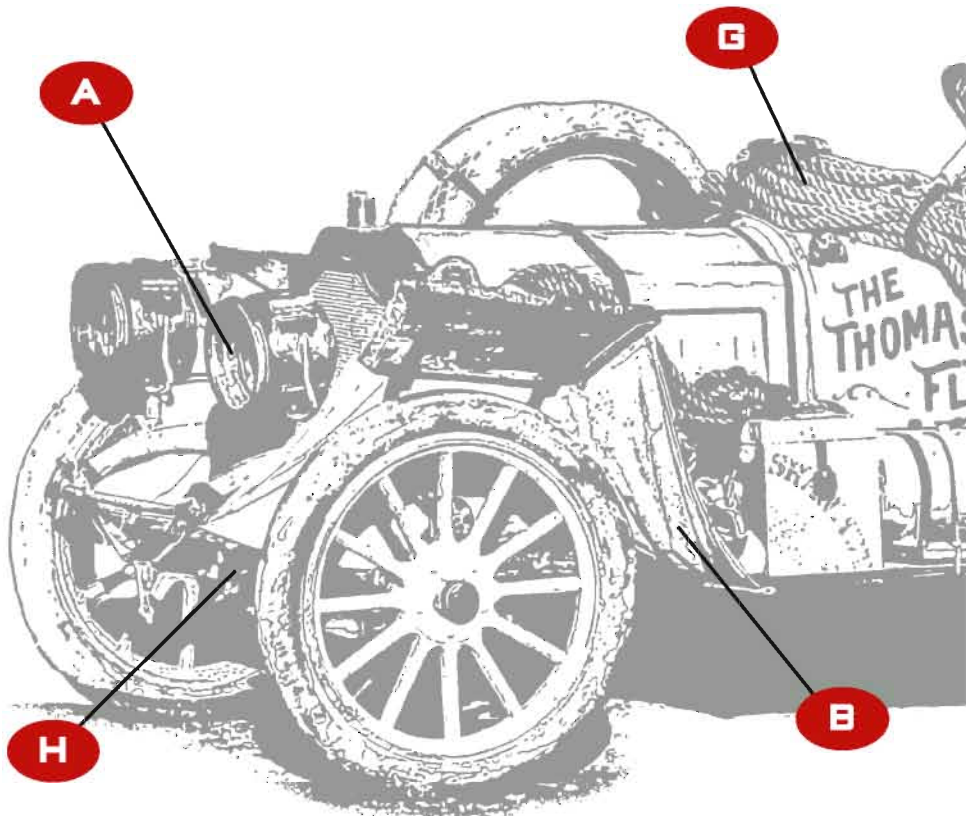
- **Younger Children Only:** Parents are encouraged to help younger children with the Passport Activities. Consider answering only the following questions in this section: 1, 4, 6
- **Children and Families with Limited Time:** Consider answering questions to only the following questions in this section: 1, 3, 4, 6



Which Goes Where?

Write the letter from the car next to the question.

- 1. Used to start the car.
- 2. Made of wood, covered in mud.
- 3. Used to make the wheels turn like a bicycle.
- 4. Located on the opposite side of the car as it is today.
- 5. Tool used to overcome obstacles during the race.
- 6. Symbol of American pride.
- 7. Replaced on trip to Japan. (see April 21- short stop in Alaska)
- 8. Damaged by pigeons. (see July 19 – racing towards Moscow)



Changing Exhibits Gallery

(inside the gallery where the car is parked)

Move inside the Changing Exhibits Gallery

- 7** Find the sound of the Thomas Flyer engine (white audio box with red "Push" button.)

A. Compare the sound of the Thomas Flyer to cars today.

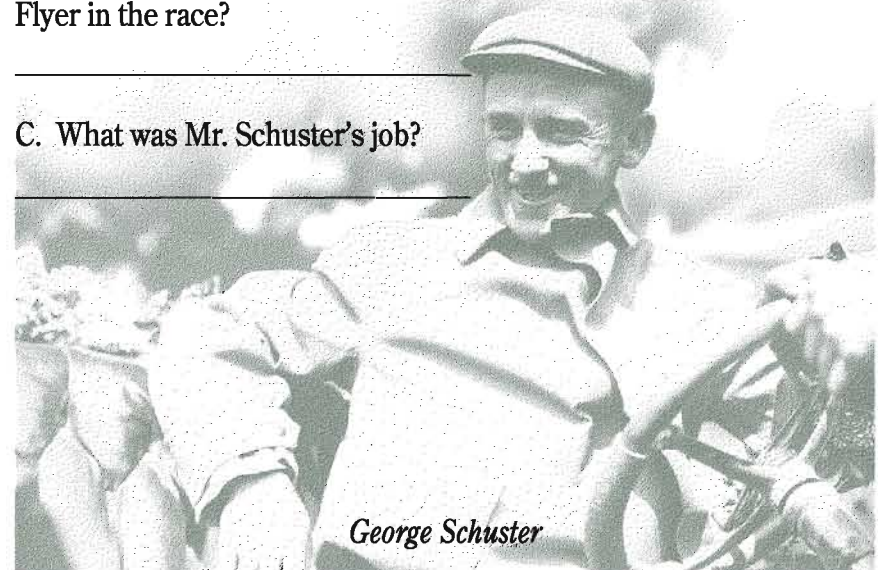
Next, move from panel to panel and look at the name of each panel to complete the following questions

- B** "A Worldwide Auto Race."

A. Compare the photo of the Thomas Flyer to the car behind you. What do you notice is missing on the real Thomas Flyer?

B. When did Mr. Schuster find out he would be going on the Thomas Flyer in the race?

C. What was Mr. Schuster's job?



9 "Race to Paris Starts Today"
Use this panel to complete the chart.

CAR	COUNTRY	HORSEPOWER
ZUST		
	FRANCE	
THOMAS FLYER		
		15 H.P.
	GERMANY	

A. Which country had the most cars?

10 "On To Chicago."

A. On February 25th, what city was the Thomas Flyer in?

11 "Cruising Across Iowa"

A. At almost every stop, what did people do to the Thomas Flyer?

B. Now look at the car and see if you can find any of these markings. Write some here:

12 "Entering Wyoming."

A. What did the team use to get through Wyoming?

21 "Paris!"

A. We won! Describe the scene the Americans encountered in Paris.

B. Who followed the Thomas Flyer for 25 miles into Paris?

C. What does the French saying, "Vive la voiture Américaine" mean?

22 "Thomas Flyer Here in Tonopah"

A. Who was the U.S. President at the time? _____

B. How many miles did the Thomas Flyer travel on land? _____

Over water? _____

23 "The Competitors"

What happened to

A. Protos _____ B. Zust _____

C. De Dion _____ D. Motobloc _____

E. Sizaire-Naudin _____



17 "West From Vladivostok"

A. How many cars were left in the race? _____

B. When the Thomas Flyer left Siberia, how many days had it rained out of the last 20 days?

C. What was the biggest obstacle the team faced in Siberia?

D. What team did the Thomas Flyer crew help out of the mud?

18 "Ferrying Across Lake Baikal"

A. How fast was the Thomas Flyer able to drive through the mud?

19 "Racing Though Moscow"

A. How much of a lead did the Thomas Flyer have over the Protos?

B. Bath time! How long had it been since Mr. Schuster removed his clothes or shoes?

20 "Across the Rhine"

A. On July 26th, the Protos arrived in Paris. They were the first team to get there. Why was this team not greeted as the winner?

13 "Sandstorm in Utah."

A. How did the team protect their faces from the sandstorm in Utah?

14 "Turning South in Nevada"

A. Name the towns the Thomas Flyer went through in Nevada.

15 "At Last in California."

A. How long did it take the Thomas Flyer to get across the United States? _____ DAYS

B. How far ahead of the next nearest car was the Thomas Flyer?

16 "A Short Stop in Alaska"

A. How did the Thomas Flyer arrive in Alaska?

B. What sound was the first ever heard on Prince William Sound?

C. After arriving back in Seattle, what country did the team travel through next? _____



